

Accident Incident Report

01/04/2024 - 31/08/2024

****Total Accidents and Incidents within this report are an accurate representation of the number reported to Corporate Health and Safety within the dates specified. Where a breakdown by person type, Injury type or location is provided, these numbers may vary to reflect such circumstances where more than one person has been involved in a single reported Accident or Incident.****

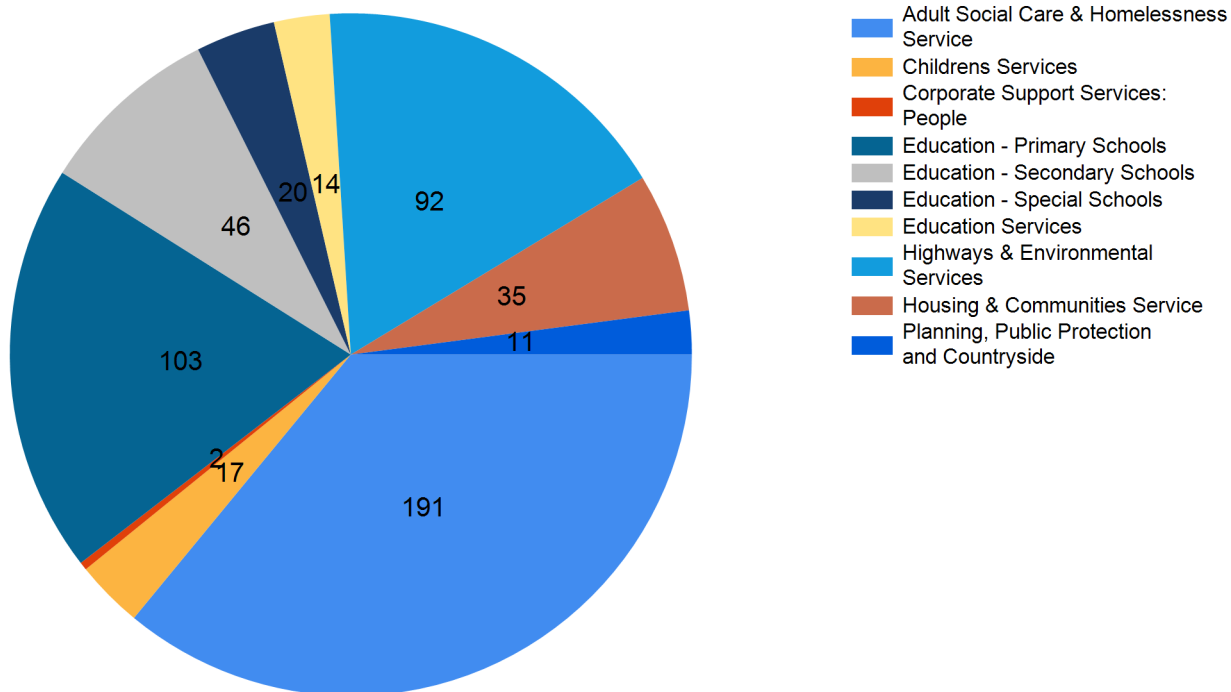
Denbighshire County Council Health & Safety - Overview Extract Between 01/04/2024 - 31/08/2024

Total Number of Incidents

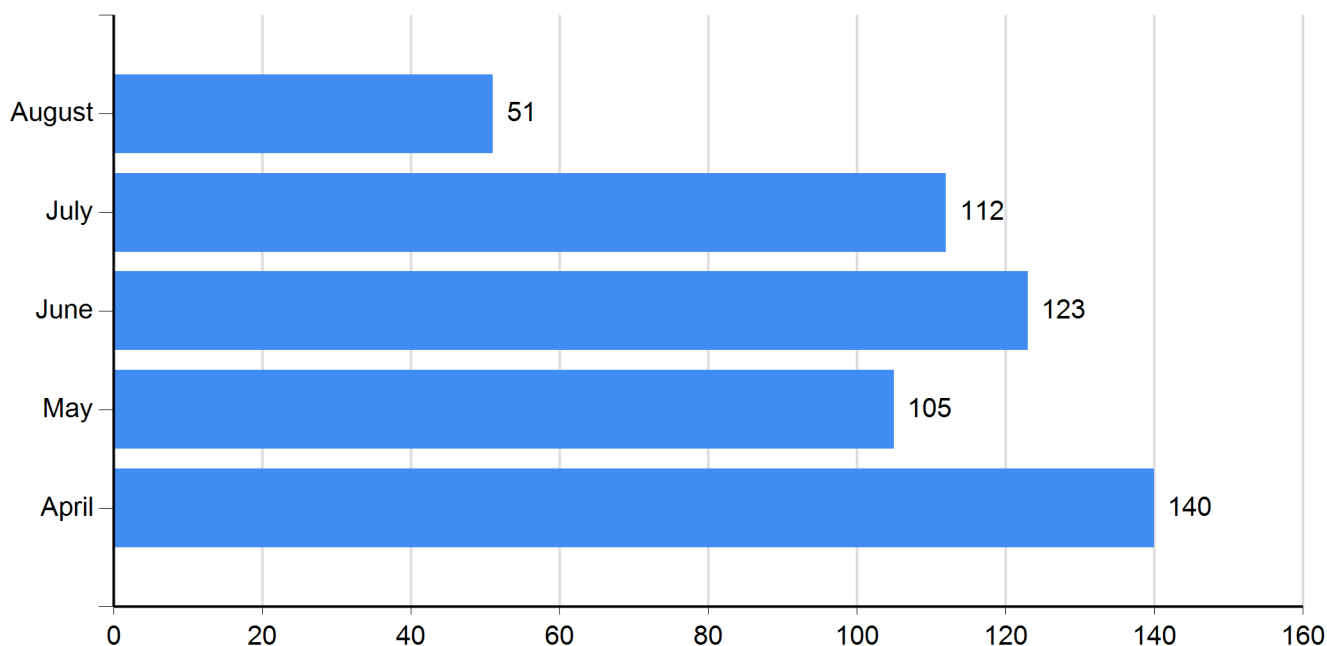
Total Incidents	Non Injury	Asset Damage
531	188	21
Total Minor	Total Major	Vehicle
262	15	45
Total Fatality		
0		

Denbighshire County Council Health & Safety - Overview Extract Between 01/04/2024 - 31/08/2024

Total Incidents By Service

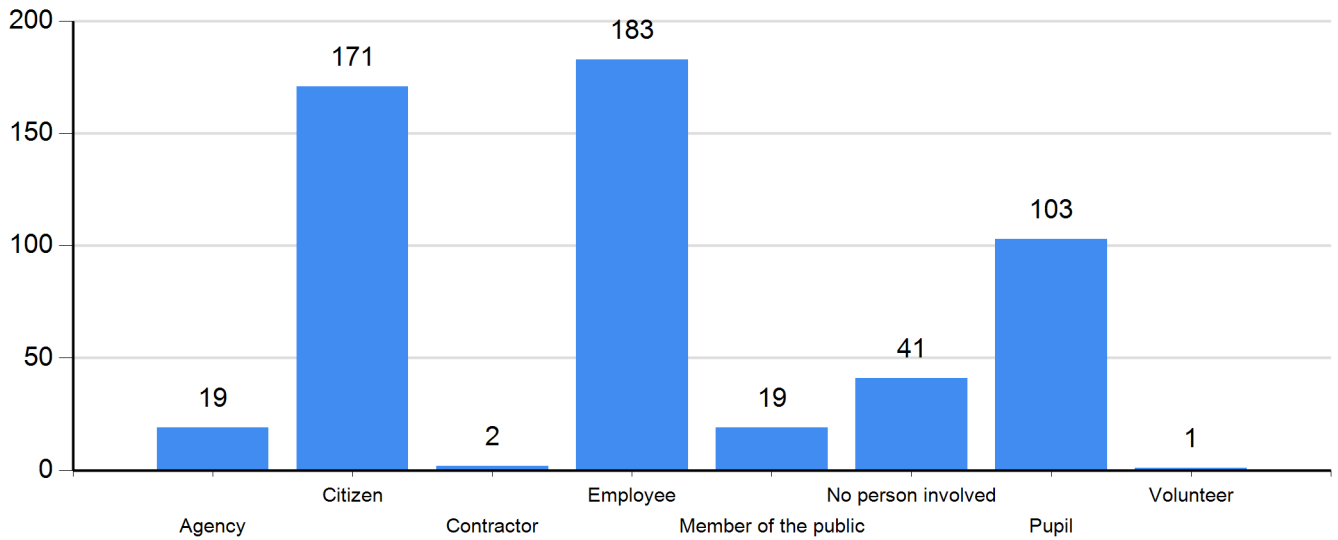


Total Incidents By Month



Denbighshire County Council Health & Safety - Overview Extract Between 01/04/2024 - 31/08/2024

Total Incidents By Person Type



Denbighshire County Council Health & Safety - Overview Extract Between 01/04/2024 - 31/08/2024

Total Incident Count

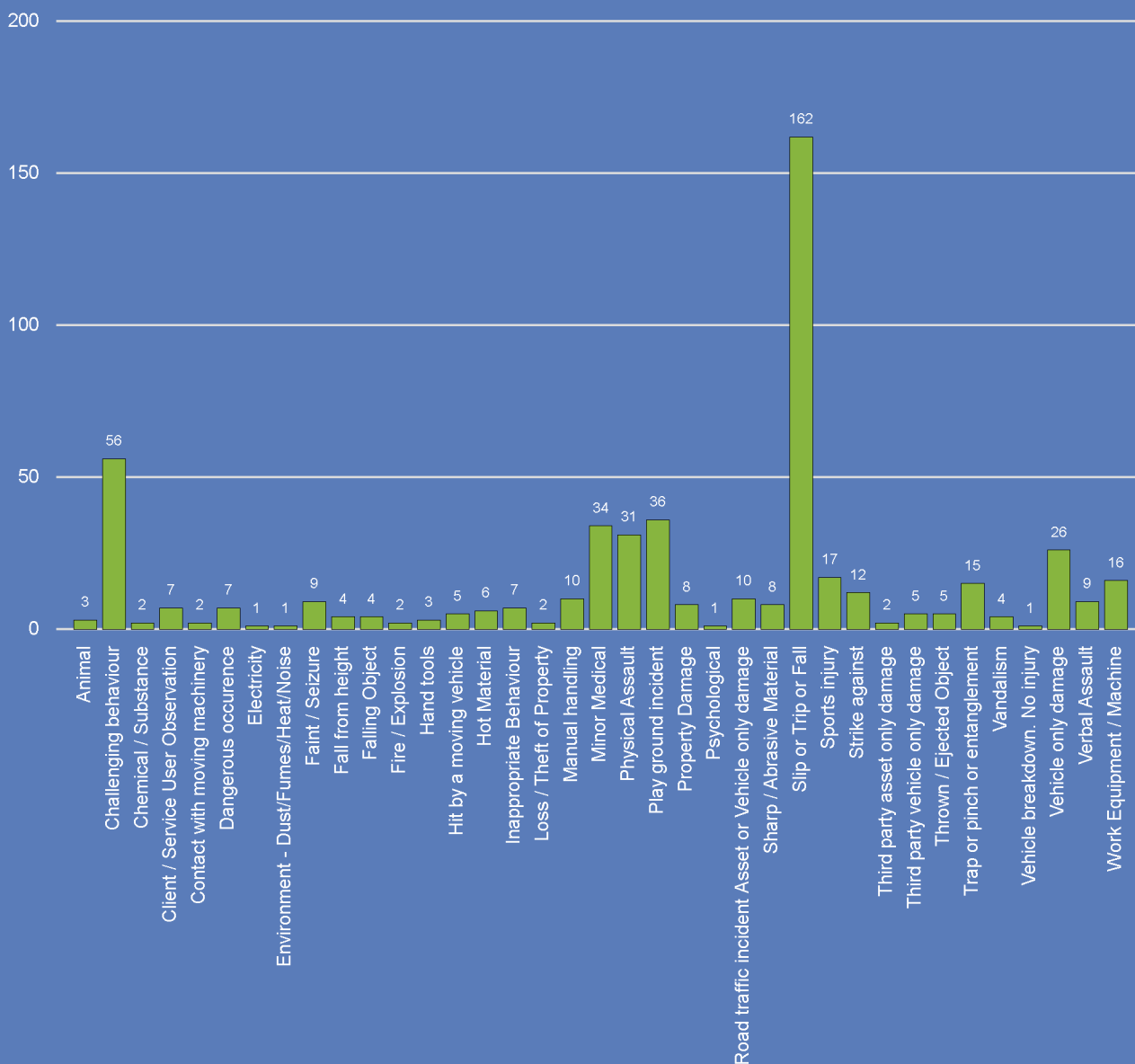
Total Incidents Last Quarter: April 2024 - June 2024	
Department	Total
Adult Social Care & Homelessness Service	191
Childrens Services	17
Corporate Support Services: People	2
Education - Primary Schools	103
Education - Secondary Schools	46
Education - Special Schools	20
Education Services	14
Highways & Environmental Services	92
Housing & Communities Service	35
Planning, Public Protection and Countryside	11
Total	531
Total Incidents Last Year: January 2023 - December 2023	
Department	Total
Adult Social Care & Homelessness Service	105
Childrens Services	8
Communities and Customers	48
Community Support Services	401
Corporate Support Services: People	4
Education - Primary Schools	273
Education - Secondary Schools	178
Education - Special Schools	74
Education & Children Services	47
Education Services	24
Finance and Property Services	12
Highways & Environmental Services	165
Housing & Communities Service	8
Legal, HR & Democratic Services	2
Planning, Public Protection and Countryside	29
Total	1378
Total Incidents Last Year (Financial): April 2023 - March 2024	
Department	Total
Adult Social Care & Homelessness Service	244
Childrens Services	12
Communities and Customers	32
Community Support Services	250
Corporate Support Services: People	8
Education - Primary Schools	263
Education - Secondary Schools	156
Education - Special Schools	81
Education & Children Services	39
Education Services	38
Finance & Audit	1
Finance and Property Services	10

Denbighshire County Council Health & Safety - Overview Extract Between 01/04/2024 - 31/08/2024

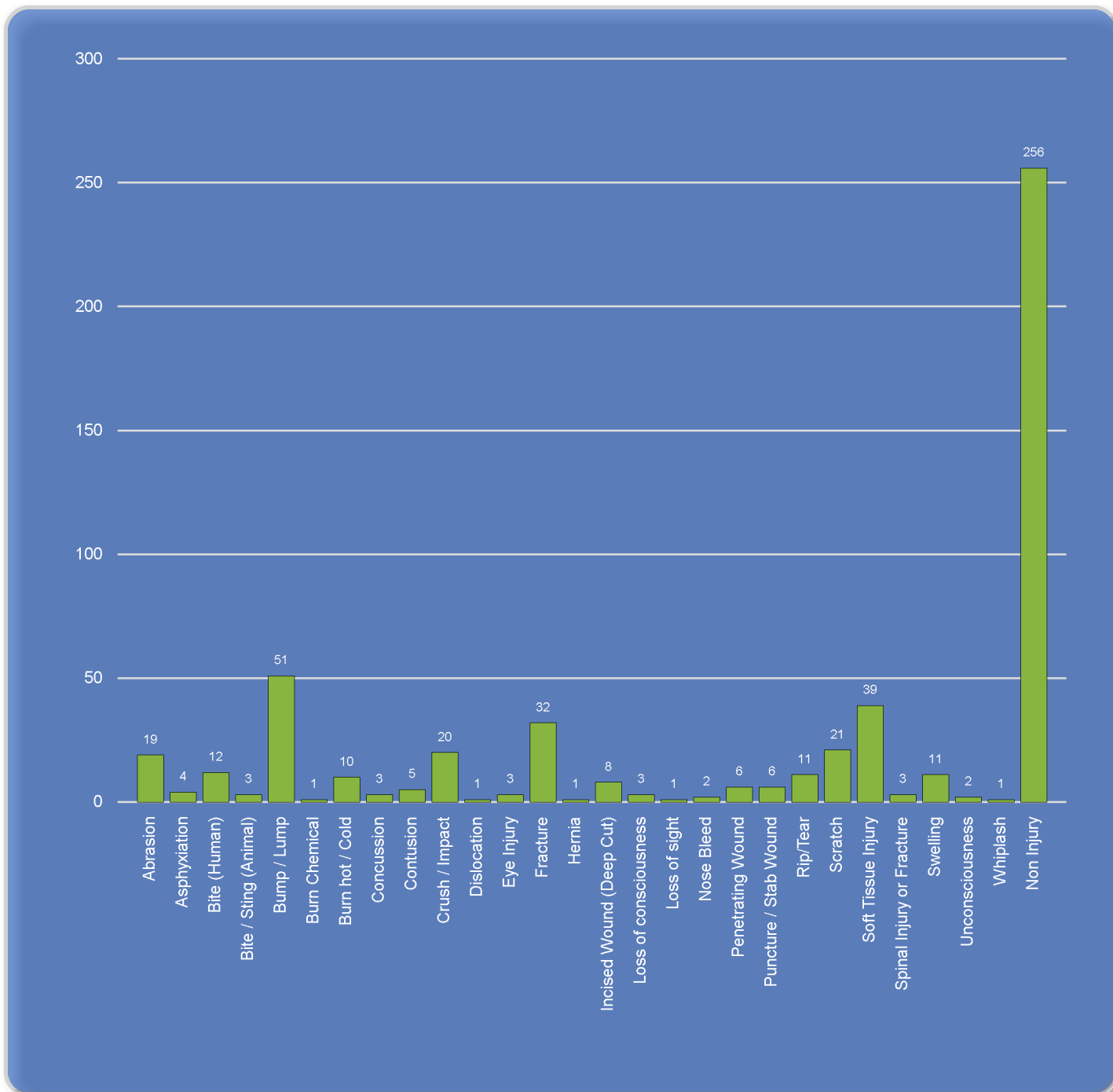
Highways & Environmental Services	178
Housing & Communities Service	24
Legal, HR & Democratic Services	1
Planning, Public Protection and Countryside	34
Total	1371

Denbighshire County Council Health & Safety - Overview Extract Between 01/04/2024 - 31/08/2024

Total Incidents Overall Based on Incident Type



Total Incidents Overall Based on Injury Type



Denbighshire County Council Health & Safety - Overview Extract Between 01/04/2024 - 31/08/2024

Cause Of Incident by Location

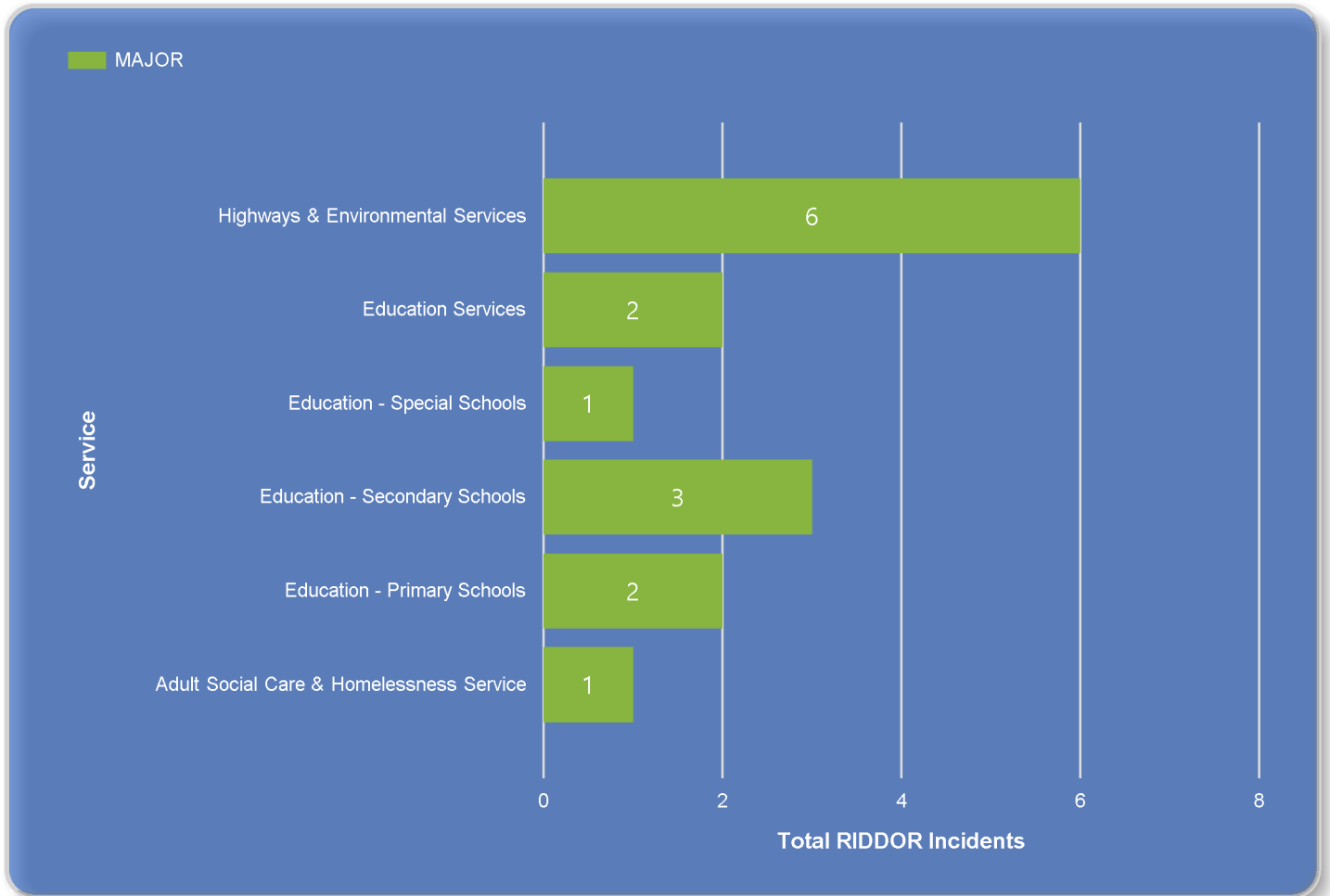
Accident Incident Type	Denbighshire property	Home Working	Public Place	Road traffic incident	School	School Offsite Incident	Third party Private property	Total
Animal	0	0	0	0	0	0	3	3
Challenging behaviour	19	0	0	0	36	0	1	56
Chemical / Substance	0	0	1	0	1	0	0	2
Client / Service User Observation	6	0	0	0	0	0	1	7
Contact with moving machinery	2	0	0	0	0	0	0	2
Dangerous occurrence	4	0	1	1	1	0	0	7
Electricity	0	0	0	0	1	0	0	1
Environment - Dust/Fumes/Heat/Noise	0	0	0	0	1	0	0	1
Faint / Seizure	4	0	3	0	2	0	0	9
Fall from height	2	0	0	0	1	1	0	4
Falling Object	0	0	0	0	2	1	1	4
Fire / Explosion	2	0	0	0	0	0	0	2
Hand tools	0	0	2	0	1	0	0	3
Hit by a moving vehicle	3	0	1	1	0	0	0	5
Hot Material	2	0	0	0	3	0	1	6
Inappropriate Behaviour	4	0	1	0	1	0	1	7
Loss / Theft of Property	0	0	1	0	0	0	1	2
Manual handling	3	0	4	1	0	0	2	10
Minor Medical	25	0	0	0	5	1	3	34
Physical Assault	1	0	0	0	29	0	1	31
Play ground incident	0	0	2	0	34	0	0	36
Property Damage	5	0	0	1	1	0	1	8
Psychological	1	0	0	0	0	0	0	1
Road traffic incident Asset or Vehicle only damage	2	0	2	6	0	0	0	10
Sharp / Abrasive Material	2	0	1	0	5	0	0	8
Slip or Trip or Fall	96	0	9	0	37	0	20	162
Sports injury	0	0	0	0	17	0	0	17

Denbighshire County Council Health & Safety - Overview Extract Between 01/04/2024 - 31/08/2024

Strike against	6	0	2	0	4	0	0	12
Third party asset only damage	0	0	0	1	0	0	1	2
Third party vehicle only damage	0	0	1	4	0	0	0	5
Thrown / Ejected Object	3	0	0	0	2	0	0	5
Trap or pinch or entanglement	7	0	2	0	6	0	0	15
Vandalism	4	0	0	0	0	0	0	4
Vehicle breakdown. No injury	1	0	0	0	0	0	0	1
Vehicle only damage	4	1	8	12	1	0	0	26
Verbal Assault	4	0	4	0	0	0	1	9
Work Equipment / Machine	10	0	2	0	3	0	1	16
Total	221	1	47	27	193	3	39	531

Denbighshire County Council Health & Safety - Overview Extract Between 01/04/2024 - 31/08/2024

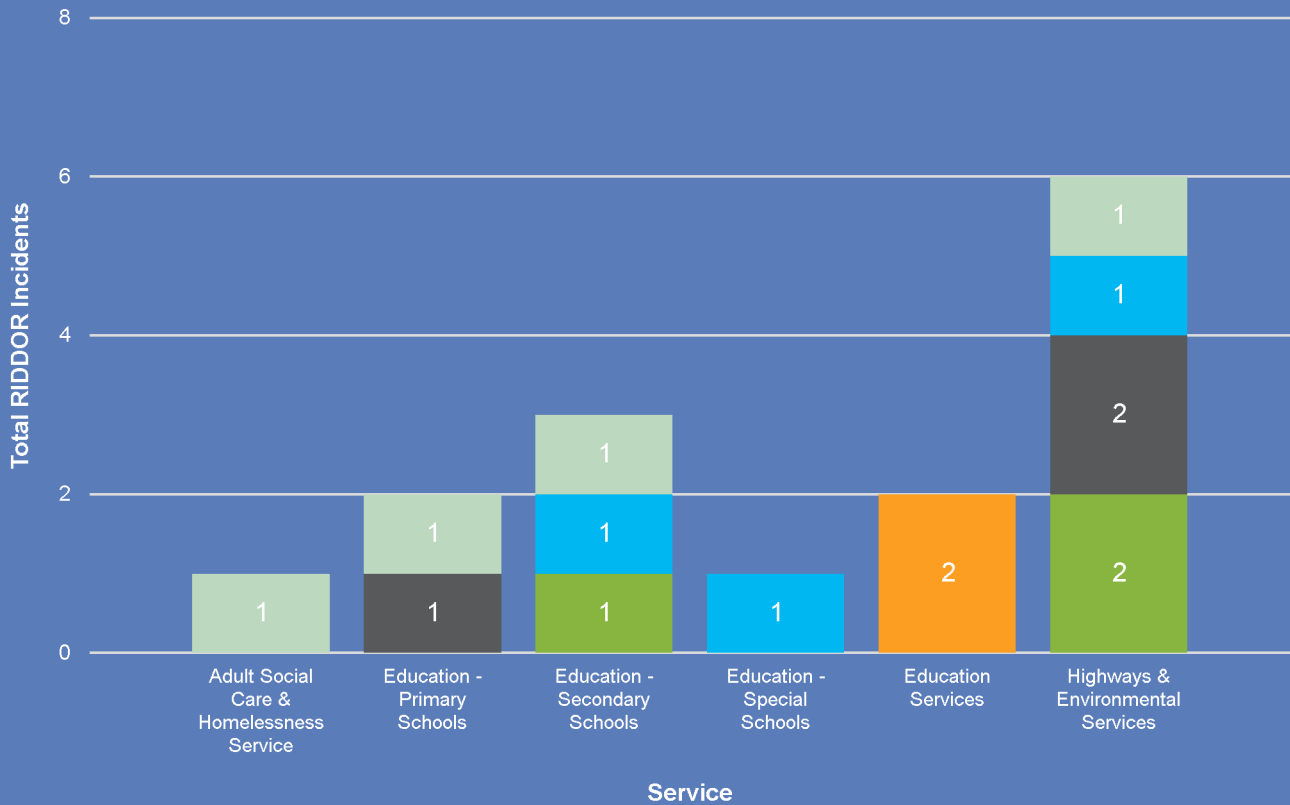
RIDDORs



Denbighshire County Council Health & Safety - Overview Extract Between 01/04/2024 - 31/08/2024

RIDDORS

April 2024 May 2024 June 2024 July 2024 August 2024



Denbighshire County Council Health & Safety - Overview Extract Between 01/04/2024 - 31/08/2024

RIDDORs

Incident Location	Accident Type	Injury	Accident Incident Reference	Number of Incidents
Adult Social Care & Homelessness Service	Major	Soft Tissue Injury	2024/0021182	1
			Total	
Education - Primary Schools	Major	Eye Injury	2024/0021180	2
		Penetrating Wound	2024/0021579	
		Total		
Education - Secondary Schools	Major	Concussion	2024/0021483	3
		Crush / Impact	2024/0021736	
		Swelling	2024/0021191	
		Total		
Education - Special Schools	Major	Bump / Lump	2024/0021457	1
			Total	
Education Services	Major	Fracture	2024/0021240	2
			2024/0021242	
			Total	
Highways & Environmental Services	Major	Crush / Impact	2024/0021131	3
		Fracture	2024/0021684	
		Soft Tissue Injury	2024/0021578	

Denbighshire County Council Health & Safety - Overview Extract Between 01/04/2024 - 31/08/2024

Highways & Environmental Services	Major	Soft Tissue Injury	2024/0021655	
			2024/0021706	
			2024/0021774	
			Total	6
Total				15